

PORTFOLIO

PROYECTOS ARQUITECTONICOS

2023



ARQUITECTOS
TRANSFORMANDO ESPACIOS

01 | 02 | 03



EXTERIOR
VISUALIZATION



INTERIOR
DESIGN



3D
MODELING



TABLE OF CONTENTS

01	About Us
02	Exterior Visualization
03	Interior Design
03.1	Kitchen Interiors
03.2	Living Rooms
03.3	Bedrooms
03.4	Dining Rooms
03.5	Offices
04	2D & 3D Floor Plans
05	3D Modeling
06	Renders 360°
07	Softwares



ABOUT US

We are an interdisciplinary architecture studio, experts in Architectural Visualization, Interior Design and 3D Modeling management.

We love creating unique ideas! Where innovation and our creativity are at your service.

Our human team is made up of highly trained professionals who are fully committed to providing you with the best solutions to make your ideas come true.

We are here for you!



VIP APARTMENTS BUILDING





| 02



THE GREAT TECHNOLOGICAL ADVANCES IN THE CREATION OF ARCHITECTURAL ATMOSPHERES THROUGH 3D RENDERED IMAGES HAVE EVOLVED EXPONENTIALLY IN RECENT YEARS AND HAVE OFTEN ALLOWED US TO WONDER IF WHAT OUR EYES ARE SEEING ON THE SCREEN IS REAL OR NOT.

EXTERIOR VISUALIZATION

WHEN YOU VISUALIZE, YOU MATERIALIZE





MODERN TOWNHOUSES





INTERIOR DESIGN IS THE ART OF IMPROVING THE INTERIOR OF A SPACE TO ACHIEVE A HEALTHIER AND MORE AESTHETICALLY PLEASING ENVIRONMENT FOR THE PEOPLE WHO USE THE SPACE.


THE CHOICE OF COATINGS, COLORS AND FINISHES IS AN IMPORTANT ASPECT OF INTERIOR DESIGN, BUT IT IS NOT ITS ONLY CHARACTERISTIC. FIRST, IT IS ESSENTIAL TO UNDERSTAND USER BEHAVIORS AND DESIRES TO CREATE FUNCTIONAL AND AESTHETICALLY PLEASING SPACES.

INTERIOR DESIGN

VISUALIZE YOUR SPACE



03.1 | KITCHEN INTERIORS



03.2

LIVING ROOMS




03.3

BEDROOMS





03.4 | DINING ROOMS



03.5

OFFICES

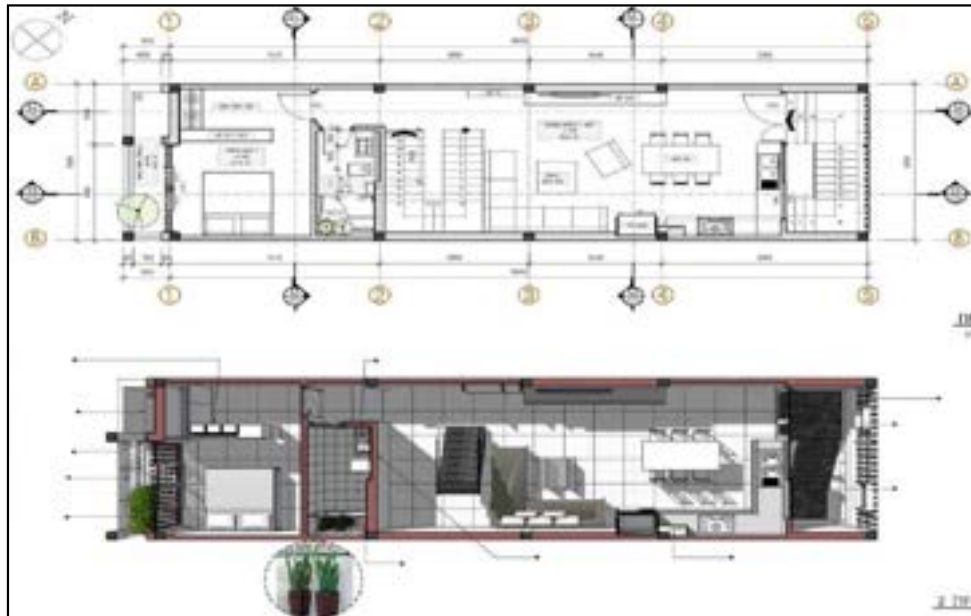


WITHIN THE PLANNING AND STRUCTURING OF A CONSTRUCTION PROJECT, THERE ARE SEVERAL STAGES THAT MUST BE CAREFULLY FOLLOWED IN ORDER TO ACHIEVE THE PRE-ESTABLISHED RESULTS. THEREFORE, ONE OF THE MOST IMPORTANT ELEMENTS WHEN CARRYING OUT A WORK ARE THE ARCHITECTURAL PLANS.

IN ESSENCE, THE PLANS ARE THE GRAPHIC REPRESENTATION OF A PROJECT IN ITS ARCHITECTURAL, TECHNICAL, CONSTRUCTION, REGULATORY AND ALSO PROPERTY ASPECTS.


2D & 3D FLOOR PLANS

VISUALIZE YOUR SPACE



2D FLOOR PLANS





3D FLOOR PLANS



ONE OF THE MOST IMPORTANT SPECIALTIES TODAY IS 3D MODELING.

IT IS BASICALLY OBTAINING THE VOLUMETRY OF ARCHITECTURAL PROJECTS TO VISUALIZE THEM PRIOR TO THEIR EXECUTION, WITH THE AIM OF HAVING A CLEAR AND ANTICIPATED IDEA OF HOW OUR WORK WILL LOOK ONCE IT IS CARRIED OUT.



3D MODELING

VISUALIZE YOUR SPACE



THE 360° RENDERS ARE PANORAMIC IMAGES THAT FACILITATE THE VISIBILITY OF A SPACE IN ALL ITS SURROUNDINGS, CHARACTERIZING HEIGHTS, FURNITURE, VISIBILITY, SPATIAL AND SENSORY QUALITIES.

THESE IMAGES CAN BE PRESENTED INTERACTIVELY, WHERE USERS WILL BE ABLE TO CHANGE THE POINT OF VIEW AND DIRECT IT TO THEIR LIKING, IN SUCH A WAY THAT THEY CAN EXPLORE AN ENVIRONMENT AS IF THE VIEWER WERE IMMERSSED IN IT.

 SketchUp |  v-ray

RENDERING 360°

INTERACT WITH YOUR DESIGN

SOFTWARES

THE MOST ADVANCED ARCHITECTURE PROGRAMS AUTOMATE COMMON TASKS, ENABLE COLLABORATION, AND GENERALLY STREAMLINE THE ENTIRE ARCHITECTURAL PROCESS.

AND IT IS FOR THIS REASON THAT I DECIDED TO SPECIALIZE IN THE MOST ESSENTIAL PROGRAMS THAT BEST INTERACT WITH EACH OTHER IN ORDER TO CARRY OUT EACH ESSENTIAL PART OF AN ARCHITECTURAL PROJECT FROM ITS CONCEPTION TO ITS PRESENTATION AND CREATION.



SketchUp



v-ray



D5 RENDER



LUMION



AUTODESK
REVIT



AUTODESK
AUTOCAD




Adobe
Photoshop




ARQUITECTOS

TRANSFORMANDO ESPACIOS

**THANKS FOR
YOUR TIME**

 +58 424 441 44 41

 +58 424 441 44 41

 contacto@kfarquitectos.com

 [kf.arquitectos](https://www.instagram.com/kf.arquitectos)